




Części KMT 2024

Zestawy naprawcze / KMT Kits

Lp.	Nr katalogowy	Nazwa	Zdjęcie
1.	20422243 301001	High Pressure Seal Kit	
2.	05149703 301002	High Pressure Seal Kit Dynamic	
3.	05133335 301003	Check Valve Repair Kit	
4.	80074057 301004	Check Valve Repair Kit	
5.	10110393 301005	Check Valve Static Seal Assembly	
6.	05116025 301006	On/Off Repair Kit	
7.	05116017 301007	Dump Valve Repair Kit	

Głowica tnąca / Cutting Head

Lp.	Nr katalogowy	Nazwa	Zdjęcie
8.	902001	Focusing Tube 9,45 x 0,76 x 76,2 mm	
9.	902002	Focusing Tube 9,45 x 0,91 x 76,2 mm	

10.	902003	Focusing Tube 9,45 x 1,02 x 76,2 mm	
11.	20477959010 302001	Abrasive Diamond Head Assembly 0,010" / 0,25mm	
12.	20477959012 302002	Abrasive Diamond Head Assembly 0,012" / 0,30mm	
13.	20477959013 302003	Abrasive Diamond Head Assembly 0,013" / 0,33mm	
14.	20477959014 302004	Abrasive Diamond Head Assembly 0,014" / 0,35mm	
15.	0,20mm - 901006 0,25mm - 901008 0,30mm - 901010 0,33mm - 901011 0,35mm - 901012	Sapphire Orifice Type 27	
16.	0,20mm - 901016 0,25mm - 901018 0,30mm - 901019 0,33mm - 901020 0,35mm - 901021	Diamond Orifice Type 27	
17.	0,10mm - 901023 0,12mm - 901024 0,15mm - 901025 0,17mm - 901026 0,20mm - 901027 0,25mm - 901025	Sapphire Orifice Type 10 (Only water)	
18.	0,10mm - 901034 0,12mm - 901035 0,15mm - 901036 0,17mm - 901037 0,20mm - 901038 0,25mm - 901039	Diamond Orifice Type 10 (Only water)	
19.	20455329 302005	Nozzle Tube 5.75", Connection 3/4" LH	
20.	20454351 302006	Gland Nut, Nozzle Tube 3/4"	

21.	20454363 302007	Short Stop Filter Assembly 1/4"	
22.	20454615 302008	Short Stop Filter With Cone Insert	
23.	20454426 302009	Short Stop Filter Insert	
24.	20454360 302010	Cone Insert	
25.	05116025 301006	On/Off Repair Kit	
26.	49865843 302011	On/Off Valve Stem Needle (rounded)	
27.	10178978 302012	On/Off Seal Assembly 0,25"	
28.	10178697 302013	On/Off Seat	
29.	10187250 302014	On/Off Bearing Disk	
30.	10188233 302015	On/Off Back Up Ring	
31.	49895584 302016	On/Off O-Ring	
32.	10189181 302017	On/Off Valve Body	
33.	49894249 302018	On/Off Gland Nut	


Wysokie Ciśnienie / High Pressure

Lp.	Nr katalogowy	Nazwa	Zdjęcie
34.	20422243 301001	High Pressure Seal Kit	
35.	05149703 301002	High Pressure Seal Kit Dynamic	
36.	20481574 304001	Liner, HP Cylinder .88,	
37.	05059712 304002	HP Cylinder SL-IV	
38.	05144647 304003	HP Cylinder SL-V	
39.	20414862 304004	HP Cylinder SL-V Classic	
40.	72119529 304005	HP Cylinder E30/E50	
41.	05119151 304006	Ceramic Plunger	
42.	49887094 304007	Booster Pump, SL-IV, SL-V, SL-VI	
43.	05071659 304008	Booster Pump (Used With Temperature Probe)	












Zawór Zwrotny / Check Valve

Lp.	Nr katalogowy	Nazwa	Zdjęcie
44.	05133335 301003	Check Valve Repair Kit	
45.	80074057 301004	Check Valve Repair Kit	
46.	05112768 303001	Seat, Seal Head	
47.	05116561 303002	Flat Outlet Poppet	
48.	05116751 303003	Poppet Guide Pin	
49.	05147863 303004	Spring Poppet Pin	
50.	20453619 303005	Inlet Poppet, Single Inlet	
51.	20474391 303006	Retainer, LP Inlet, Single Inlet	
52.	20474395 303007	Inlet Poppet Screw, Single Inlet	
53.	05144662 303008	Valve Poppet, LP Inlet	
54.	49884562 303009	Spring, LP Inlet	
55.	05144670 303010	Retainer Poppet, LP Inlet	

56.	05116777 303011	Gland Nut, Seal Head	
57.	05144696 303012	Check Valve, Spacer Ring	
58.	10110393 301005	Check Valve, Static Seal Assembly	
59.	20417000 303013	Check Valve Body, NEOLine 40I	
60.	10106417 303014	Check Valve Body, SL-IV	
61.	05116769 303019	Check Valve Assembly, SL-IV	
62.	05144357 303015	Check Valve Body, SL-IV Plus	
63.	05144688 303020	Check Valve Assembly, SL-IV Plus	
64.	49834039 303016	Check Valve Body, E30/E50, SL-V	
65.	80072349 303021	Check Valve Assembly, E30/E50, SL-V	
66.	20481009 303017	Check Valve Body, SL-V	
67.	20481005 303022	Check Valve Assembly, SL-V	
68.	72142493 303018	Check Valve Body, SL-VI	

69.	72142526 303023	Check Valve Assembly, SL-VI	
-----	--------------------	--------------------------------	---






Hydrauliczny Zespół Napędowy / Hydraulic Drive





Lp.	Nr katalogowy	Nazwa	Zdjęcie
70.	80086622 305001	Hydraulic Cartridge Assembly Short	
71.	05130091 305002	Hydraulic Cartridge Assembly Long	
72.	05118716 05132253 05033196 72112358 305003	Hydraulic Piston Assembly	
73.	05115951 305004	Rebuild Kit, Hydraulic Piston	
74.	05034798 305005	Retaining Ring, Cartridge Flange	
75.	10075000 305006	Hydraulic O-Ring, Cylinder Head	
76.	05034855 305007	Back-Up O-Ring, Cylinder Head	
77.	10074920 305008	O-ring, HP Cylinder Nut	
78.	10074409 305009	O-Ring, Mounting Stem	
79.	05144191 305010	O-Ring, Spacer Proximity Switch	
80.	05127584 305011	Proximity Switch	

Zawór Zrzutowy / Dump Valve

Lp	Nr Katalogowy	Nazwa	Zdjęcie
81.	20427739 306001	Dump Valve Assembly, 3 Port	
82.	20427648 306002	Dump Valve Body, 3 Port	
83.	10189553 306003	Actuator Assembly, Dump Valve, NO	
84.	49830904 306004	Adaptor 1/4", Dump Valve, 3 Port	
85.	05116017 301007	Dump Valve Repair Kit	
86.	10079580 903038	Adapter, F 1/4" – M 9/16" 4.150 bar	

Filtry, Smary / Filter and Lubricants

LP.	Nr katalogowy	Nazwa	Zdjęcie
87.	10084440 49864887 906002	High Purity Goop	
88.	10087385 49865603 906003	FML-2	
89.	49834716 307001	Filter Element 10 Micron, 20"	
90.	906005	Filter Element 0,5 micron, 10"	
91.	906006	Filter Element 1,0 micron, 10"	


92.	906007	Filter Element 5,0 micron, 10"	
93.	906008	Filter Element 10,0 micron, 10"	
94.	906009	Filter Element 20,0 micron, 10"	
95.	05049689 305012	Hydraulic Oil Filter	

Rurki HP/ złączki wysokiego ciśnienia / wąż do Garnetu

LP.	Nr katalogowy	Nazwa	Zdjęcie
96.	49885361 906001	Tubing, Antistatic 1/4" ID = 3/8" OD	
97.	91956078 903001	Tubing High Pressure 4.150 bar 1/4" (6,35 mm)	
98.	91956094 903002	Tubing High Pressure 4.150 bar 3/8" (9,53 mm)	
99.	91956102 903003	Tubing High Pressure 4.150 bar 9/16" (14,30 mm)	
100.	10078426 903004	Collar 1/4"	
101.	10078715 903005	Collar 3/8"	
102.	10079119 903006	Collar 9/16"	
103.	10078459 903007	Gland Nut 1/4"	
104.	10078129 903008	Gland Nut 3/8"	

105.	10078608 903009	Gland Nut 9/16"	
106.	10078244 903010	Plug 1/4"	
107.	10079523 903011	Plug 3/8"	
108.	10078772 903012	Plug 9/16"	
109.	10079028 903013	Coupling, Straight, 1/4" 4.150 bar	
110.	10078905 903014	Coupling, Straight, 3/8" 4.150 bar	
111.	10078640 903015	Coupling, Straight, 9/16" 4.150 bar	
112.	10079051 903016	Elbow, 90°, 1/4" 4.150 bar	
113.	10078780 903017	Elbow, 90°, 3/8" 4.150 bar	
114.	10078525 903018	Elbow, 90°, 9/16" 4.150 bar	
115.	10079481 903019	Tee, 1/4" 4.150 bar	
116.	10078590 903020	Tee, 3/8" 4.150 bar	
117.	10079465 903021	Tee, 9/16" 4.150 bar	
118.	10097228 903022	Cross, 1/4" 4.150 bar	

119.	10078038 903023	Cross, 3/8" 4.150 bar	
120.	10079168 903024	Cross, 9/16" 4.150 bar	
121.	10079259 903025	Hand Valve Straight, 1/4" 4.150 bar	
122.	10078863 903026	Hand Valve Straight, 3/8" 4.150 bar	
123.	10078889 903027	Hand Valve Straight, 9/16" 4.150 bar	
124.	10079002 903028	Hand Valve 90°, 1/4" 4.150 bar	
125.	10078749 903029	Hand Valve 90°, 3/8" 4.150 bar	
126.	10079275 903030	Hand Valve 90°, 9/16" 4.150 bar	
127.	903031	Hand Valve 3-Way, 1/4" 4.150 bar	
128.	10097533 903032	Hand Valve 3-Way, 3/8" 4.150 bar	
129.	49864457 903033	Hand Valve 3-Way, 9/16" 4.150 bar	
130.	10079614 903034	Coupling Reducing, F 1/4" – F 3/8" 4.150 bar	

131.	10079531 903035	Coupling Reducing, F 3/8" – F 9/16" 4.150 bar	
132.	10078145 903036	Coupling Reducing, F 1/4" – F 9/16" 4.150 bar	
133.	10079432 903037	Adapter, F 1/4" – M 3/8" 4.150 bar	
134.	10079580 903038	Adapter, F 1/4" – M 9/16" 4.150 bar	
135.	10079473 903039	Adapter, F 3/8" – M 1/4" 4.150 bar	
136.	10079457 903040	Adapter, F 3/8" – M 9/16" 4.150 bar	
137.	10079655 903041	Adapter, F 9/16" – M 3/8" 4.150 bar	
138.	05114137 903042	Inline Filter Assembly 1/4"	
139.	05110531 903043	HP Filter Element 1/4"	
140.	903044	HP Gauge, Male 9/16" 5500 bar / 80000 PSI	
141.	903045	HP Gauge, Female 1/4" 5500 bar / 80000PSI	
142.	903046	Coning And Treading Kit 1/4", 3/8", 9/16"	

143.	903047	Coning And Treading Kit 1/4", 3/8"	
144.	05108808 903048	Blade Coning Tool 1/4"	
145.	05108824 903049	Blade Coning Tool 3/8"	
146.	05108816 903050	Blade Coning Tool 9/16"	
147.	05109897 903051	Coning Tool 1/4"	
148.	05109889 903052	Coning Tool 3/8"	
149.	05109871 903053	Coning Tool 9/16"	
150.	05108899 903054	Threading Die 1/4"	
151.	903055	Threading Die 3/8"	
152.	10078301 903056	Threading Die 9/16"	

LBM Serwis oferuje części do maszyn do ciecienia wodą, części są kompatybilne z KMT Waterjet Systems Inc. ale nie są powiązane z KMT Waterjet Systems Inc. Nazwa firmy, znaki towarowe i numery części służą wyłącznie celom informacyjnym. KMT Waterjet Systems Inc. są zastrzeżonymi znakami towarowymi firmy Shape Technologies Group.

Z poważaniem

Barłomiej Łausz
+48 515 099 011

biuro@lbmservis.com