





















Części Omax / Maxiem 2024













Zestawy naprawcze / Omax And Maxiem Kits
















Lp.	Nr katalogowy	Nazwa	Zdjęcie
1.	302700 501001	Minor Rebuild Kit	
2.	302701 501002	Major Rebuild Kit	
3.	305098 501003	Check Valve Assembly Kit, Overhaul	
4.	308308 501004	Minor Rebuild Kit EnduroMAX	
5.	303019 501005	Seal Kit	
6.	302950 501006	Dynamic Seal Assembly	
7.	302948 501007	Seal Retainer Assembly	
8.	301353 501008	Check Valve Repair Kit	
9.	304885 501009	Plunger Assembly Kit	
10.	301927 501010	On/Off Repair Kit	
11.	307854 501011	On/Off Repair Kit A-JET	










12.	307792 501012	On/Off Repair Kit A-JET	
13.	303639 501013	On/Off Repair Kit TAJ, Tilt-A-Jet	
14.	305361 501018	On/Off Repair Kit Pull To Open Til-A-Jet	
15.	305340 501019	On/Off Repair Kit Pull To Open	
16.	306500 501014	ADO Repair Kit	
17.	308616 501015	Dual Port Swivel Repair Kit	
18.	305088 501016	Swivel Repair Kit	
19.	305836 501017	Safety Valve Repair Kit	

Głowica tnąca / Cutting Head

Lp.	Nr katalogowy	Nazwa	Zdjęcie
20.	300766-030 902013	Focusing Tube R500 EQ 8,00 x 0,76 x 101,6 mm	
21.	300766-040 902014	Focusing Tube R500 EQ 8,00 x 1,01 x 101,6 mm	
22.	307651-042 902015	Focusing Tube R500 EQ A-JET 8,00 x 1,06 x 101,6 mm	
23.	307448-12 502020	Diamond Cutting Head MaxJet5i 0,30mm / 0,012"	

24.	307448-13 502021	Diamond Cutting Head MaxJet5i 0,33mm / 0,013"	
25.	307448-14 502022	Diamond Cutting Head MaxJet5i 0,35mm / 0,014"	
26.	0,010" - 906010 0,012" - 906011 0,013" - 906012 0,014" - 906013	Diamond Cutting Head SLICE II	
27.	902007	Focusing Tube 7,14 x 0,76 x 76,2 mm	
28.	902008	Focusing Tube 7,14 x 0,91 x 76,2 mm	
29.	902009	Focusing Tube 7,14 x 1,02 x 76,2 mm	
30.	303279 502001	Inlet Body, MaxJet 5	
31.	301477 502002	On/Off Valve Body	
32.	301927 501010	On/Off Repair Kit	
33.	321507 305753 502003	Inlet Body, TAJ, Tilt-A-Jet	
34.	303327 502004	On/Off Valve Body, TAJ, Tilt-A-Jet	
35.	303639 501013	On/Off Repair Kit TAJ, Tilt-A-Jet	
36.	307714 502005	Inlet Body A-JET	

37.	307854 501011	On/Off Repair Kit A-JET	
38.	307792 501012	On/Off Repair Kit A-JET	
39.	305361 501018	On/Off Repair Kit Pull To Open Til-A-Jet	
40.	305340 501019	On/Off Repair Kit Pull To Open	
41.	303326 502006	On/Off Seat	
42.	301478 502007	On/Off Seat	
43.	302094 502008	On/Off Seal Assembly	
44.	302668 502009	On/Off Valve Stem Assembly	
45.	301023 320528 502010	On/Off Valve Screw	
46.	300669 502011	On/Off Mounting Collar	
47.	301476 502012	On/Off Valve Gland Nut	
48.	303453 502013	Nut, Clamping, MaxJet 5 (SBR)	
49.	303275 502014	Mixing Tube Collet, MaxJet 5	
50.	304351 502018	Final Filter Assembly	
51.	312827 301801 303509 502015	On/Off Valve Actuator	

52.	301501 502016	Complete Integrated Valve Assembly	
53.	300614 502017	4" Nozzle Muff MaxJet 5	
54.	320585-1 13727 502019	Splash Guard, Nozzle	
55.	301828 506003	Bent Tube A-Jet 3/8"	
56.	307881 506001	A-Jet Nipple 3/8"	
57.	305775 506002	Nipple Circular 3/8"	
58.	303547 506004	Coil Tilt-A-Jet (2626, 2652, 55100)	
59.	304613 506005	Coil Tilt-Jet (2652, 5555, 55100)	
60.	303608 506006	Coil Tilt-Jet (80160, 60120, 80X, 120X)	






Części Pompa / Pump Parts












Lp.	Nr katalogowy	Nazwa	Zdjęcie
-----	---------------	-------	---------

61.	302700 501001	Minor Rebuild Kit	
62.	302701 501002	Major Rebuild Kit	
63.	305098 501003	Check Valve Assembly Kit, Overhaul	
64.	303019 501005	Seal Kit	
65.	302950 501006	Dynamic Seal Assembly	
66.	302948 501007	Seal Retainer Assembly	
67.	301353 501008	Check Valve Repair Kit	
68.	303401 503001	Check Valve Assembly	
69.	303251 503002	Check Valve Body	
70.	300737 503003	High Pressure Cylinder	
71.	303294 503004	Liquid Displacer	
72.	301350 503005	Manifold	
73.	300728 503006	Port Adapter Assembly	


74.	302981 503007	Housing Assembly	
75.	301635 503008	Static Seal	
76.	302244 503009	Backup Ring	
77.	301873 503010	Retainer Check	
78.	303274 503011	Supporting Ring	
79.	202398 503012	U-Cup Seal	
80.	304885 501009	Plunger Assembly Kit	
81.	304399 303160 503013	Plunger Assembly	
82.	300756 503014	Safety Valve Assembly	



Części Pompa EnduroMAX / Pump Parts EnduroMAX

Lp.	Nr katalogowy	Nazwa	Zdjęcie
83.	308308 501004	Minor Rebuild Kit EnduroMAX	
84.	308107 504001	Backup Ring Assembly	
85.	308103 504002	Check Valve Assembly	
86.	308481 504003	Check Valve Body	
87.	308105 504004	High Pressure Cylinder	






88.	306748 504005	Liquid Displacer	
89.	307549 504006	Manifold	
90.	307550 504007	Port Adapter Assembly	
91.	306773 504008	Port Adapter Body	
92.	307556 504009	Coolant Housing	
93.	308144 504010	End Cap	
94.	306805 504011	Hp Tube	
95.	304098 504012	Adapter Manifold Filter	
96.	304885 501009	Plunger Assembly Kit	
97.	304399 303160 503013	Plunger Assembly	
98.	308104 504013	Check Valve Retainer	

Złącza obrotowe / Swivel




Lp.	Nr katalogowy	Nazwa	Zdjęcie
99.	304507 505001	High Pressure Swivel Assembly	







100.	305088 501016	Swivel Repair Kit	
101.	308616 501015	Dual Port Swivel Repair Kit	

Pompy Zasilające / Charge Pump





Lp.	Nr katalogowy	Nazwa	Zdjęcie
102.	203021 505002	Charge Pump 100 GPH	
103.	203899 505003	Charge Pump 140 GPH	
104.	203900 505004	Charge Pump 190 GPH	
105.	202015 505005	Charge Pump 100GPH	
106.	203745 505006	Charge Pump 165 GPH	

Filtry, Smary / Filter and Lubricants

LP.	Nr katalogowy	Nazwa	Zdjęcie
107.	302692 906004	Blue Goop	
108.	202496 906014	Extreme Pressure Lube	
109.	202532 906015	Filter Element, 0,45 micron	

110.	202533 906016	Filter Element, 1 micron	
111.	202532 906005	Filter Element 0,5 micron, 10"	
112.	202533 906006	Filter Element 1,0 micron, 10"	
113.	906007	Filter Element 5,0 micron, 10"	
114.	906008	Filter Element 10,0 micron, 10"	
115.	906009	Filter Element 20,0 micron, 10"	

Rurki HP/ złączki wysokiego ciśnienia / wąż do Garnetu

LP.	Nr katalogowy	Nazwa	Zdjęcie
116.	100295 906001	Tubing, Antistatic 1/4"ID = 3/8" OD	
117.	100100 906017	Tubing, Antistatic 3/16"ID = 1/4" OD	
118.	91956078 903001	Tubing High Pressure 4.150 bar 1/4" (6,35 mm)	
119.	91956094 903002	Tubing High Pressure 4.150 bar 3/8" (9,53 mm)	

120.	10078426 903004	Collar 1/4"	
121.	10078715 903005	Collar 3/8"	
122.	10078459 903007	Gland Nut 1/4"	
123.	10078129 903008	Gland Nut 3/8"	
124.	10078244 903010	Plug 1/4"	
125.	10079523 903011	Plug 3/8"	
126.	10079028 903013	Coupling, Straight, 1/4" 4.150 bar	
127.	10078905 903014	Coupling, Straight, 3/8" 4.150 bar	
128.	10079051 903016	Elbow, 90°, 1/4" 4.150 bar	
129.	10078780 903017	Elbow, 90°, 3/8" 4.150 bar	
130.	10079481 903019	Tee, 1/4" 4.150 bar	
131.	10078590 903020	Tee, 3/8" 4.150 bar	
132.	10097228 903022	Cross, 1/4" 4.150 bar	

133.	10078038 903023	Cross, 3/8" 4.150 bar	
134.	10079259 903025	Hand Valve Straight, 1/4" 4.150 bar	
135.	10078863 903026	Hand Valve Straight, 3/8" 4.150 bar	
136.	10079002 903028	Hand Valve 90°, 1/4" 4.150 bar	
137.	10078749 903029	Hand Valve 90°, 3/8" 4.150 bar	
138.	903031	Hand Valve 3-Way, 1/4" 4.150 bar	
139.	10097533 903032	Hand Valve 3-Way, 3/8" 4.150 bar	
140.	10079614 903034	Coupling Reducing, F 1/4" – F 3/8" 4.150 bar	
141.	10079432 903037	Adapter, F 1/4" – M 3/8" 4.150 bar	
142.	10079473 903039	Adapter, F 3/8" – M 1/4" 4.150 bar	
143.	903044	HP Gauge, Male 9/16" 5500 bar / 80000 PSI	
144.	903045	HP Gauge, Female 1/4" 5500 bar / 80000PSI	

145.	903047	Coning And Treading Kit 1/4", 3/8"	
146.	05108808 903048	Blade Coning Tool 1/4"	
147.	05108824 903049	Blade Coning Tool 3/8"	
148.	05109897 903051	Coning Tool 1/4"	
149.	05109889 903052	Coning Tool 3/8"	
150.	05108899 903054	Threading Die 1/4"	
151.	903055	Threading Die 3/8"	

LBM Serwis oferuje części do maszyn do ciecia wodą, z których niektóre są kompatybilne z Omax, MaxiEM, Globalmax ale nie są powiązane z Hypertherm Associates. Nazwa firmy, znaki towarowe i numery części służą wyłącznie celom informacyjnym. Omax, MaxiEM, GlobalMAX są zastrzeżonymi znakami towarowymi firmy Hypertherm Associates.

Z poważaniem
Bartłomiej Łausz
+48 515 099 011
biuro@lbmserwis.com