















Części WJS 2024

Zestawy naprawcze / WJS Kits

Lp.	Nr katalogowy	Nazwa	Zdjęcie
1.	5000280 301001	High Pressure Seal Kit	
2.	5000128 301002	High Pressure Seal Kit Dynamic	
3.	05133335 301003	Check Valve Repair Kit	
4.	80074057 301004	Check Valve Repair Kit	
5.	5000025 301005	Check Valve Static Seal Assembly	
6.	4100326 601001	On/Off Repair Kit	
7.	05116017 301007	Dump Valve Repair Kit	



Głowica tnąca / Cutting Head

Lp.	Nr katalogowy	Nazwa	Zdjęcie
8.	7800029 902010	Focusing Tube 9,00 x 0,76 x 76,2 mm	
9.	78000 902011	Focusing Tube 9,00 x 0,91 x 76,2 mm	

10.	7800030 902012	Focusing Tube 9,00 x 1,02 x 76,2 mm	
11.	0,20mm - 901006 0,25mm - 901008 0,30mm - 901010 0,33mm - 901011 0,35mm - 901012	Sapphire Orifice Type 27 Autostream	
12.	0,20mm - 901016 0,25mm - 901018 0,30mm - 901019 0,33mm - 901020 0,35mm - 901021	Diamond Orifice Type 27 Autostream	
13.	0,10mm - 901023 0,12mm - 901024 0,15mm - 901025 0,17mm - 901026 0,20mm - 901027 0,25mm - 901025	Sapphire Orifice Type 10 (Only water)	
14.	0,10mm - 901034 0,12mm - 901035 0,15mm - 901036 0,17mm - 901037 0,20mm - 901038 0,25mm - 901039	Diamond Orifice Type 10 (Only water)	
15.	20454351 302006	Gland Nut, Nozzle Tube 3/4"	
16.	20454363 302007	Short Stop Filter Assembly 1/4"	
17.	20454615 302008	Short Stop Filter With Cone Insert	
18.	20454426 302009	Short Stop Filter Insert	
19.	20454360 302010	Cone Insert	
20.	4100326 601001	On/Off Repair Kit	
21.	4100011 602001	Valve Seal	




22.	4100009 602002	Valve Needle	
23.	4100012 602003	Valve Seat	
24.	4100010 602004	Backup Ring	
25.	4100020 602005	Nozzle Tube 60mm	
26.	4100180 602006	Nozzle Tube 65mm	
27.	4100014 602007	Nozzle Tube 120mm	
28.	4100015 602008	Nozzle Tube 160mm	
29.	4100016 602009	Nozzle Tube 200mm	
30.	4100017 602010	Nozzle Tube 250mm	
31.	4100018 602011	Nozzle Tube 300mm	
32.	4100021 602012	Nozzle Nut	
33.	4100023 602013	Abrasive Body Autostream	
34.	4100013 602014	Valve Block	
35.	4100181 602015	Pneumatic Cylinder N/O	

Wysokie Ciśnienie / High Pressure



Lp.	Nr katalogowy	Nazwa	Zdjęcie
36.	5000280 301001	High Pressure Seal Kit	
37.	5000128 301002	High Pressure Seal Kit Dynamic	

38.	5000426 304001	Liner, HP Cylinder .88,	
39.	5000012 304002	HP Cylinder SL-IV	
40.	5000129 304003	HP Cylinder SL-V	
41.	20414862 304004	HP Cylinder SL-V Classic	
42.	72119529 304005	HP Cylinder E30/E50	
43.	5000024 304006	Ceramic Plunger	
44.	49887094 304007	Booster Pump, SL-IV, SL-V, SL-VI	
45.	05071659 304008	Booster Pump (Used With Temperature Probe)	no picture




Zawór Zwrotny / Check Valve



Lp.	Nr katalogowy	Nazwa	Zdjęcie
46.	05133335 301003	Check Valve Repair Kit	
47.	80074057 301004	Check Valve Repair Kit	
48.	5000018 303001	Seat, Seal Head	

49.	5000047 303002	Flat Outlet Poppet	
50.	5000055 303003	Poppet Guide Pin	
51.	5000127 303004	Spring Poppet Pin	
52.	5000422 303005	Inlet Poppet, Single Inlet	
53.	5000423 303006	Retainer, LP Inlet, Single Inlet	
54.	5000424 303007	Inlet Poppet Screw, Single Inlet	
55.	5000126 303008	Valve Poppet, LP Inlet	
56.	5000056 303009	Spring, LP Inlet	
57.	5000058 303010	Retainer Poppet, LP Inlet	
58.	5000115 303011	Gland Nut, Seal Head	
59.	5000133 303012	Check Valve, Spacer Ring	
60.	5000025 301005	Check Valve, Static Seal Assembly	
61.	20417000 303013	Check Valve Body, NEOLine 40I	
62.	5000013 303014	Check Valve Body, SL-IV	






63.	5000066 303019	Check Valve Assembly, SL-IV	
64.	5000135 303015	Check Valve Body, SL-IV Plus	
65.	5000131 303020	Check Valve Assembly, SL-IV Plus	
66.	49834039 303016	Check Valve Body, E30/E50, SL-V	
67.	80072349 303021	Check Valve Assembly, E30/E50, SL-V	
68.	5000421 303017	Check Valve Body, SL-V	
69.	5000420 303022	Check Valve Assembly, SL-V	
70.	72142493 303018	Check Valve Body, SL-VI	
71.	72142526 303023	Check Valve Assembly, SL-VI	


Hydrauliczny Zespół Napędowy / Hydraulic Drive

Lp.	Nr katalogowy	Nazwa	Zdjęcie
72.	5000213 305001	Hydraulic Cartridge Assembly Short	
73.	5000019 305002	Hydraulic Cartridge Assembly Long	
74.	05118716 05132253 05033196 72112358 305003	Hydraulic Piston Assembly	








75.	05115951 305004	Rebuild Kit, Hydraulic Piston	
76.	5000046 305005	Retaining Ring, Cartridge Flange	
77.	5000026 305006	Hydraulic O-Ring, Cylinder Head	
78.	5000027 305007	Back-Up O-Ring, Cylinder Head	
79.	5000176 305008	O-ring, HP Cylinder Nut	
80.	5000028 305009	O-Ring, Mounting Stem	
81.	05144191 305010	O-Ring, Spacer Proximity Switch	
82.	5000051 305011	Proximity Switch	

Zawór Zrzutowy / Dump Valve


Lp	Nr Katalogowy	Nazwa	Zdjęcie
83.	20427739 306001	Dump Valve Assembly, 3 Port	
84.	5000398 306002	Dump Valve Body, 3 Port	
85.	10189553 306003	Actuator Assembly, Dump Valve, NO	
86.	5000399 306004	Adaptor 1/4", Dump Valve, 3 Port	
87.	05116017 301007	Dump Valve Repair Kit	

88.	10079580 903038	Adapter, F 1/4" – M 9/16" 4.150 bar	
-----	--------------------	---	---

Filtry, Smary / Filter and Lubricants

LP.	Nr katalogowy	Nazwa	Zdjęcie
89.	7900128 906002	High Purity Goop	
90.	5000075 906003	FML-2 Grease	
91.	5000354 307001	Filter Element 10 Micron, 20"	
92.	906005	Filter Element 0,5 micron, 10"	
93.	906006	Filter Element 1,0 micron, 10"	
94.	906007	Filter Element 5,0 micron, 10"	
95.	906008	Filter Element 10,0 micron, 10"	
96.	906009	Filter Element 20,0 micron, 10"	
97.	5000041 305012	Hydraulic Oil Filter	

Rurki HP/ złączki wysokiego ciśnienia / wąż do Garnetu


LP.	Nr katalogowy	Nazwa	Zdjęcie
98.	49885361 906001	Tubing, Antistatic 1/4"ID = 3/8" OD	

99.	7500041 903001	Tubing High Pressure 4.150 bar 1/4" (6,35 mm)	
100.	7500042 903002	Tubing High Pressure 4.150 bar 3/8" (9,53 mm)	
101.	7500043 903003	Tubing High Pressure 4.150 bar 9/16" (14,30 mm)	
102.	7500001 903004	Collar 1/4"	
103.	7500011 903005	Collar 3/8"	
104.	7500021 903006	Collar 9/16"	
105.	7500002 903007	Gland Nut 1/4"	
106.	7500012 903008	Gland Nut 3/8"	
107.	7500022 903009	Gland Nut 9/16"	
108.	7500003 903010	Plug 1/4"	
109.	7500013 903011	Plug 3/8"	
110.	7500023 903012	Plug 9/16"	
111.	7500007 903013	Coupling, Straight, 1/4" 4.150 bar	
112.	7500012 903014	Coupling, Straight, 3/8" 4.150 bar	
113.	7500022 903015	Coupling, Straight, 9/16" 4.150 bar	

114.	7500004 903016	Elbow, 90°, 1/4" 4.150 bar	
115.	7500014 903017	Elbow, 90°, 3/8" 4.150 bar	
116.	7500024 903018	Elbow, 90°, 9/16" 4.150 bar	
117.	7500005 903019	Tee, 1/4" 4.150 bar	
118.	7500015 903020	Tee, 3/8" 4.150 bar	
119.	7500025 903021	Tee, 9/16" 4.150 bar	
120.	10097228 903022	Cross, 1/4" 4.150 bar	
121.	10078038 903023	Cross, 3/8" 4.150 bar	
122.	10079168 903024	Cross, 9/16" 4.150 bar	
123.	7500009 903025	Hand Valve Straight, 1/4" 4.150 bar	
124.	7500019 903026	Hand Valve Straight, 3/8" 4.150 bar	
125.	7500029 903027	Hand Valve Straight, 9/16" 4.150 bar	

126.	7500010 903028	Hand Valve 90°, 1/4" 4.150 bar	
127.	7500020 903029	Hand Valve 90°, 3/8" 4.150 bar	
128.	7500030 903030	Hand Valve 90°, 9/16" 4.150 bar	
129.	903031	Hand Valve 3-Way, 1/4" 4.150 bar	
130.	10097533 903032	Hand Valve 3-Way, 3/8" 4.150 bar	
131.	49864457 903033	Hand Valve 3-Way, 9/16" 4.150 bar	
132.	10079614 903034	Coupling Reducing, F 1/4" – F 3/8" 4.150 bar	
133.	10079531 903035	Coupling Reducing, F 3/8" – F 9/16" 4.150 bar	
134.	10078145 903036	Coupling Reducing, F 1/4" – F 9/16" 4.150 bar	
135.	7500033 903037	Adapter, F 1/4" – M 3/8" 4.150 bar	
136.	10079580 903038	Adapter, F 1/4" – M 9/16" 4.150 bar	
137.	10079473 903039	Adapter, F 3/8" – M 1/4" 4.150 bar	
138.	10079457 903040	Adapter, F 3/8" – M 9/16" 4.150 bar	

139.	7500032 903041	Adapter, F 9/16" – M 3/8" 4.150 bar	
140.	05114137 903042	Inline Filter Assembly 1/4"	
141.	05110531 903043	HP Filter Element 1/4"	
142.	903044	HP Gauge, Male 9/16" 5500 bar / 80000 PSI	
143.	903045	HP Gauge, Female 1/4" 5500 bar / 80000PSI	
144.	903046	Coning And Treading Kit 1/4", 3/8", 9/16"	
145.	903047	Coning And Treading Kit 1/4", 3/8"	
146.	05108808 903048	Blade Coning Tool 1/4"	
147.	05108824 903049	Blade Coning Tool 3/8"	
148.	05108816 903050	Blade Coning Tool 9/16"	
149.	05109897 903051	Coning Tool 1/4"	
150.	05109889 903052	Coning Tool 3/8"	

151.	05109871 903053	Coning Tool 9/16"	
152.	05108899 903054	Threading Die 1/4"	
153.	903055	Threading Die 3/8"	
154.	10078301 903056	Threading Die 9/16"	

LBM Serwis oferuje części do maszyn do ciecicia wodą, części są kompatybilne z KMT Waterjet Systems Inc. ale nie są powiązane z KMT Waterjet Systems Inc. Nazwa firmy, znaki towarowe i numery części służą wyłącznie celom informacyjnym. KMT Waterjet Systems Inc. są zastrzeżonymi znakami towarowymi firmy Shape Technologies Group.

Z poważaniem
Bartłomiej Łausz
+48 515 099 011
biuro@lbmserwis.com